

Lungarno
CERAMICS



RETROSPECTIVES

RETROSPECTIVE Artistic and alluring on top; bold and playful on the bottom. RETROSPECTIVES draws you in with its eccentric decors, while the wall tiles complement or stand-alone. These classic ceramic wall tiles and decorative floor tiles create a statement piece in a room big or small.

THE DETAILS:

- 3" x 6" glazed wall tiles in 3 unique colors that compliment any aesthetic
- 8" x 8" floor tiles in three fun patterns

STYLE IT:

- Kitchen backsplashes with exposed shelving
- Combine wall and floor in a laundry or smaller bathroom
- Activity room or closet for a pop of color

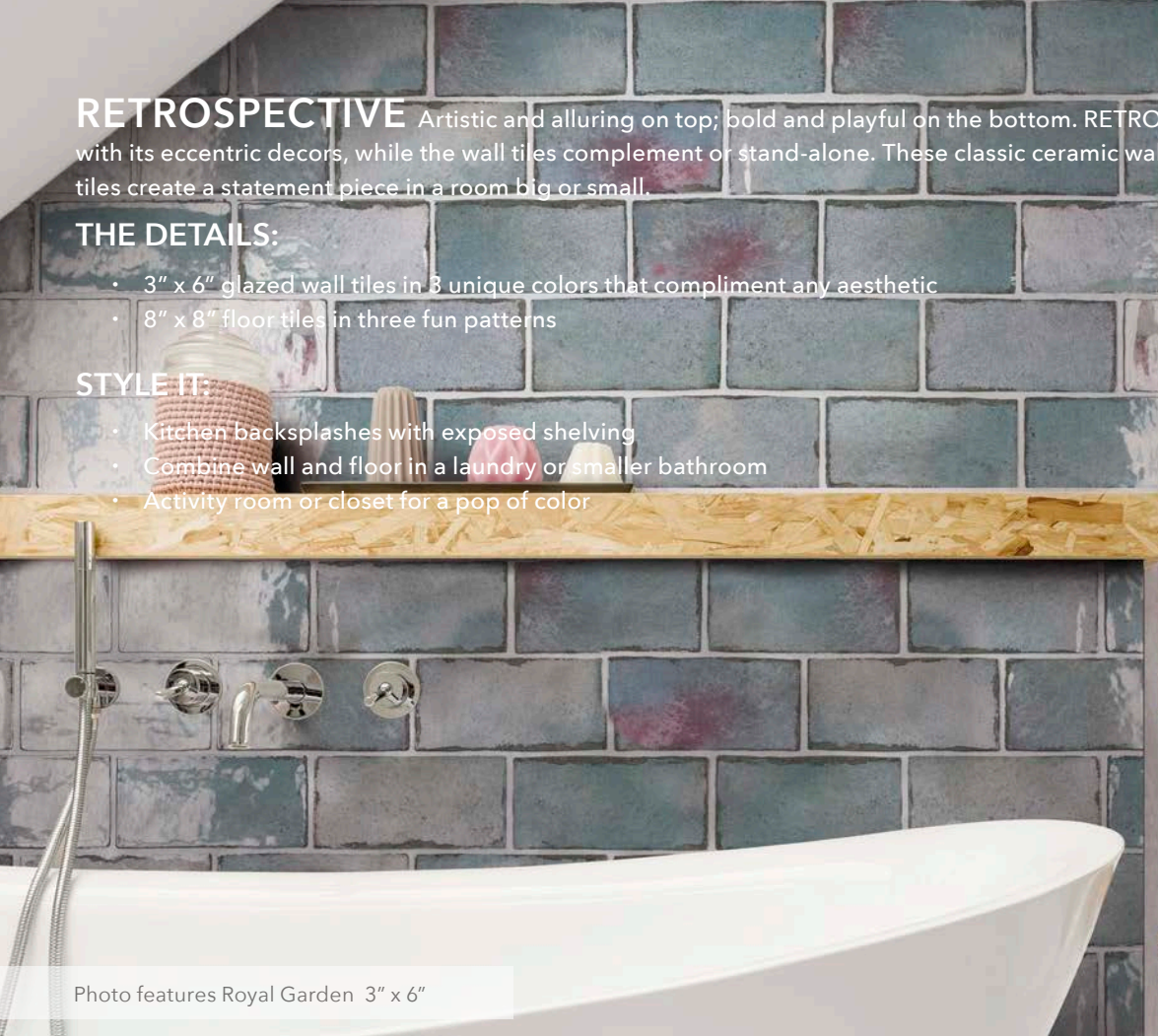


Photo features Royal Garden 3" x 6"



Photo features Covent Gardens 8" x 8"




Photo features Enchanted Mist 3" x 6"

RETROSPECTIVES


Wall and Porcelain Floor Tile



COLOR AVAILABILITY - WALL



Enchanted Mist
RSENCANTED36L



Notting Hill
RSNOTHILL36L



Royal Garden
RSROYALGARD36L

COLOR AVAILABILITY - FLOOR



Covent Gardens
RSCOVENTGARD88






Notting Hill
RSNOTHILL88



Royal Blues
RSROYALBLUE88

SIZE AVAILABILITY

	NOMINAL SIZE	ACTUAL SIZE	THICKNESS	PC/CARTON	SQ.FT/CARTON
	3" x 6"*	2.95" x 5.95"	5/16	44	5.37
	1" x 6" Jolly	0.95" x 5.91"	N/A	132	N/A
	8" x 8"	7.88" x 7.88"	3/8"	13	5.60

RETROSPECTIVES

Wall and Porcelain Floor Tile



TECHNICAL SPECIFICATIONS	WALL	FLOOR
Material Type	Ceramic	Porcelain
Finish	Glossy	Matte
Edge	Pressed	Pressed
Color Variation	V3	V3
Printing	Digital	Digital
Installation	Wall	Wall / Floor
Usage	Residential / Commercial	Residential / Commercial
Grout Joint Recomm.	1/8"	1/8"
Thickness	3/8"	3/8"
Shower Pan	No	No
Pool Lining*	No	No
Fireplace Surround*	Yes	Yes
Frost Resistant	No	Yes

*Proper installation methods must be followed per project. Please reference TCNA for more information.

TEST RESULTS	WALL	FLOOR
Water Absorption (C373)	> 7%	< 0.5 %
Breaking Strength (C648)	N/A	≥ 250 LBS
Surface Abrasion (MOHS)	N/A	7.0
Chem. Resistance (C650)	Resistant	Resistant
D.C.O.F. (A137.1)	N/A	≥ 0.42
Scratch Hardness (P.E.I)	N/A	4

Variations in shade, texture and edge profile are inherent in all glass, ceramic, porcelain and stone tile. Always inspect product prior to installation.



Photo features Royal Blues 8" x 8"