



# CARROLLTON

**CARROLLTON** offers everyday neutrals, go-to sizes and fun shapes, making this collection a must in any home or commercial space. Use them together to create a uniform design from top to bottom, or individually to keep things simple and clean.

### THE DETAILS:

- Ceramic wall tiles in 3" x 6", 2" x 8", 4" x 12" and 4" x 16" size formats
- Porcelain floor tiles in 24" x 24" or 9" x 10" hexagons
- Porcelain mosaics in 1" or 2" hexagons and 2" x 2" squares

### STYLE IT:

- Combine a single color wall, floor and mosaic to create a modern and crisp bathroom vibe
- Use the large format floor in commercial areas to create a neutral base to any room
- Style the 9" x 10" hexagon in powder baths, laundry rooms and entryways



Photo features Gloss Charcoal 4" x 12"

## COLOR AVAILABILITY - WALL



Gloss White  
CTWL01

Matte White  
CTWL03

Gloss Biscuit  
CTWL02

Gloss Gray  
CTWL05

Gloss Sand  
CTWL06

Gloss Khaki  
CTWL07

Gloss Charcoal  
CTWL08

## PART NUMBERS





### GROUP 1 COLORS

Color Name	Size	SKU
Gloss White	2" x 8"	CTWL0128
Gloss White	3" x 6"	CTWL0136
Gloss White	4" x 12"	CTWL01412
Gloss White	4" x 16"	CTWL01416
Matte White	3" x 6"	CTWL0336
Matte White	4" x 12"	CTWL03412
Matte White	4" x 16"	CTWL03416
Gloss Biscuit	2" x 8"	CTWL0228
Gloss Biscuit	3" x 6"	CTWL0236
Gloss Biscuit	4" x 12"	CTWL02412
Gloss Biscuit	4" x 16"	CTWL02416
Gloss Gray	2" x 8"	CTWL0528
Gloss Gray	3" x 6"	CTWL0536
Gloss Gray	4" x 12"	CTWL05412
Gloss Gray	4" x 16"	CTWL05416

### GROUP 2 COLORS

Color Name	Size	SKU
Gloss Sand	4" x 12"	CTWL06412
Gloss Khaki	4" x 12"	CTWL07412
Gloss Charcoal	4" x 12"	CTWL08412

## SIZE AVAILABILITY

	NOMINAL SIZE	ACTUAL SIZE	THICKNESS	PC/CARTON	SQ.FT/CARTON
	2" x 8"*	1.94" x 7.75"	5/16"	100	11.10
	3" x 6"	2.95" x 5.88"	5/16"	132	16.50
	4" x 12"	3.98" x 11.81"	5/16"	40	13.33
	4" x 16"	3.98" x 15.75"	5/16"	25	11.11

Bullnose available on both long and short edge for 3" x 6", 4" x 12" and 4" x 16" formats only

\*2" x 8" Available in Gloss White, Gloss Biscuit and Gloss Gray only

# CARROLLTON

Ceramic Wall Tile

**commodiTile**  
value+quality+design

## TECHNICAL SPECIFICATIONS

## WALL

 <b>Material Type</b>	Ceramic
 <b>Finish</b>	Glossy / Matte
 <b>Edge</b>	Pressed
 <b>Color Variation</b>	V1
 <b>Printing</b>	N/A
 <b>Installation</b>	Wall
 <b>Usage</b>	Residential / Commercial
 <b>Grout Joint Recomm.</b>	1/16"
 <b>Thickness</b>	5/16"
 <b>Shower Pan</b>	No
 <b>Pool Lining*</b>	No
 <b>Fireplace Surround*</b>	Yes
 <b>Frost Resistant</b>	No

\*Proper installation methods must be followed per project. Please reference TCNA for more information.

## TEST RESULTS

## WALL







 <b>Water Absorption (C373)</b>	> 7% and < 20%
 <b>Breaking Strength (C648)</b>	N/A
 <b>Surface Abrasion (MOHS)</b>	4.0
 <b>Chem. Resistance (C650)</b>	Resistant
 <b>D.C.O.F. (A137.1)</b>	N/A
 <b>Scratch Hardness (P.E.I)</b>	N/A



Photo features Gloss Biscuit 3" x 6"




Photo features White 9" x 10" Hexagon

# CARROLLTON

Porcelain Floor Tile

**commodiTile**  
value+quality+design

## COLOR AVAILABILITY - FLOOR



White  
CTFL01910HEX1P




Biscuit  
CTFL02910HEX1P



Gray  
CTFL05910HEX1P




Sand  
CTFL06910HEX1P




Khaki  
CTFL07910HEX1P




Charcoal  
CTFL08910HEX1P



White  
CTFL0124241P



Biscuit  
CTFL0224241P




Gray  
CTFL0524241P



Sand  
CTFL0624241P


















Khaki  
CTFL0724241P



Charcoal  
CTFL0824241P

## SIZE AVAILABILITY

	NOMINAL SIZE	ACTUAL SIZE	THICKNESS	PC/CARTON	SQ.FT/CARTON
	9" x 10"	9.13" x 10.51"	5/16"	16	8.06
	24" x 24"	23.62" x 23.62"	3/8"	4	15.49

TECHNICAL SPECIFICATIONS	9" x 10" HEXAGON	24" x 24"
 <b>Material Type</b>	Porcelain	Porcelain
 <b>Finish</b>	Matte	Matte
 <b>Edge</b>	Pressed	Rectified
 <b>Color Variation</b>	V1	V1
 <b>Printing</b>	Digital	Digital
 <b>Installation</b>	Floor / Wall	Floor / Wall
 <b>Usage</b>	Residential / Commercial	Residential / Commercial
 <b>Grout Joint Recomm.</b>	1/8"	1/8"
 <b>Thickness</b>	5/16"	3/8"
 <b>Shower Pan</b>	Yes	No
 <b>Pool Lining*</b>	Yes	No
 <b>Fireplace Surround*</b>	Yes	Yes
 <b>Frost Resistant</b>	Resistant	Resistant

\*Proper installation methods must be followed per project. Please reference TCNA for more information.







TEST RESULTS	9" x 10" HEXAGON	24" x 24"
 <b>Water Absorption (C373)</b>	< 0.5%	< 0.5%
 <b>Breaking Strength (C648)</b>	≥ 250 lbs	≥ 250 lbs
 <b>Surface Abrasion (MOHS)</b>	6.0	6.0
 <b>Chem. Resistance (C650)</b>	Resistant	Resistant
 <b>D.C.O.F. (A137.1)</b>	> 0.42	> 0.42
 <b>Scratch Hardness (P.E.I)</b>	3	3





Photo features Grey 24" x 24"

## COLOR AVAILABILITY - MOSAICS


### 1" Hexagon Glossy




White  
CTMS011HEXG




Biscuit  
CTMS021HEXG




Gray  
CTMS051HEXG



Sand  
CTMS061HEXG



Khaki  
CTMS071HEXG



Charcoal  
CTMS081HEXG

### 2" Hexagon Matte



White  
CTMS012HEXM



Biscuit  
CTMS022HEXM



Gray  
CTMS052HEXM



Sand  
CTMS062HEXM




Khaki  
CTMS072HEXM

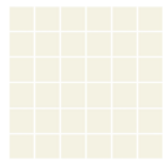


Charcoal  
CTMS082HEXM


### 2" x 2" Matte



White  
CTMS0122M
















Biscuit  
CTMS0222M



Gray  
CTMS0522M

## SIZE AVAILABILITY

	NOMINAL SIZE	ACTUAL SIZE	THICKNESS	PC/CARTON	SQ.FT/CARTON
	N/A	10.04" x 11.54"	1/4"	11	8.84
	N/A	10.91" x 12.68"	1/4"	11	10.56
	N/A	11.93" x 11.93"	1/4"	11	10.87

TECHNICAL SPECIFICATIONS	1" HEXAGON	2" HEXAGON	2" x 2"
 <b>Material Type</b>	Porcelain	Porcelain	Porcelain
 <b>Finish</b>	Glossy	Matte	Matte
 <b>Edge</b>	Pressed	Pressed	Pressed
 <b>Color Variation</b>	V1	V1	V1
 <b>Printing</b>	N/A	N/A	N/A
 <b>Installation</b>	Wall	Floor / Wall	Floor / Wall
 <b>Usage</b>	Residential / Commercial	Residential / Commercial	Residential / Commercial
 <b>Grout Joint Recomm.</b>	1/16"	1/16"	1/16"
 <b>Thickness</b>	1/4"	1/4"	1/4"
 <b>Shower Pan</b>	No	Yes	Yes
 <b>Pool Lining*</b>	Yes	Yes	Yes
 <b>Fireplace Surround*</b>	Yes	Yes	Yes
 <b>Frost Resistant</b>	Resistant	Resistant	Resistant

\*Proper installation methods must be followed per project. Please reference TCNA for more information.







TEST RESULTS	1" HEXAGON	2" HEXAGON	2" x 2"
 <b>Water Absorption (C373)</b>	< 0.5%	< 0.5%	< 0.5%
 <b>Breaking Strength (C648)</b>	N/A	N/A	N/A
 <b>Surface Abrasion (MOHS)</b>	6.0	6.0	6.0
 <b>Chem. Resistance (C650)</b>	Resistant	Resistant	Resistant
 <b>D.C.O.F. (A137.1)</b>	N/A	≥ 0.42	≥ 0.42
 <b>Scratch Hardness (P.E.I)</b>	3	3	3



Photo features Khaki 2" Hexagon